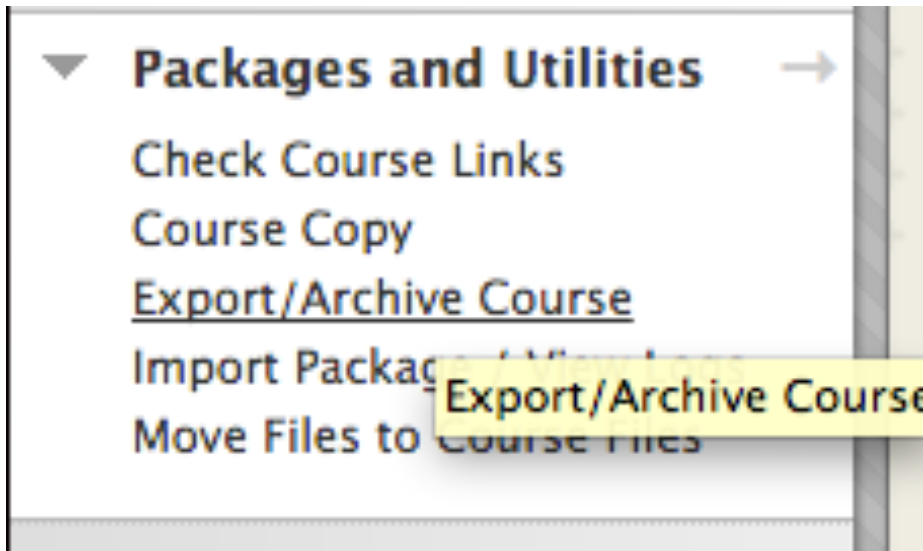


Common Cartridge Export in Blackboard

1) You will find the option to create a common cartridge export under “Packages and Utilities” in the main left navigation menu in your Blackboard shell



2) Once there, on the top at far right, select the option to “Export Common Cartridge Package.” **Note:** If this is your first time creating a package you will not see any packages for the course.

Export/Archive Course

Export Course creates a package of course content that can later be imported into the same course or a different course. Archive Course creates a permanent record of a course including all the content and user interactions available at the time the Archive is created. Export Common Cartridge creates a package that can be shared across learning management systems. You must have the proper permissions to perform these operations. [More Help](#)

Export Package Archive Course **Export Common Cartridge Package**

Refresh

No packages exist for this course.

3) You will be able to choose the common cartridge format (1.1 or 1.2 is fine) and you may select the content area(s) to export.

SELECT COMMON CARTRIDGE VERSION

Select the Common Cartridge version compatible with the system imp Help.

- Export as Common Cartridge 1.2
- Export as Common Cartridge 1.1
- Export as Common Cartridge 1.0

SELECT CONTENT AREA

Select the Content Area to export or the whole Course. If you export th exported as a Folder. This is only choosing the organization element c exported.

- ✓ All Content Areas (as Folders)
- Module 1 Topic
- How Does This Course Work?
- Syllabus
- Weekly Activities
- Common Cartridge**
- Storyline and Captivate
- Quizzes
- Assignments
- Course Materials
- Welcome
- Benefits and Challenges of Online Teaching and Learning

Note: You may only choose content areas – not individual items. Make sure you are working in a content area. In this case the content area is actually titled “Common Cartridge”

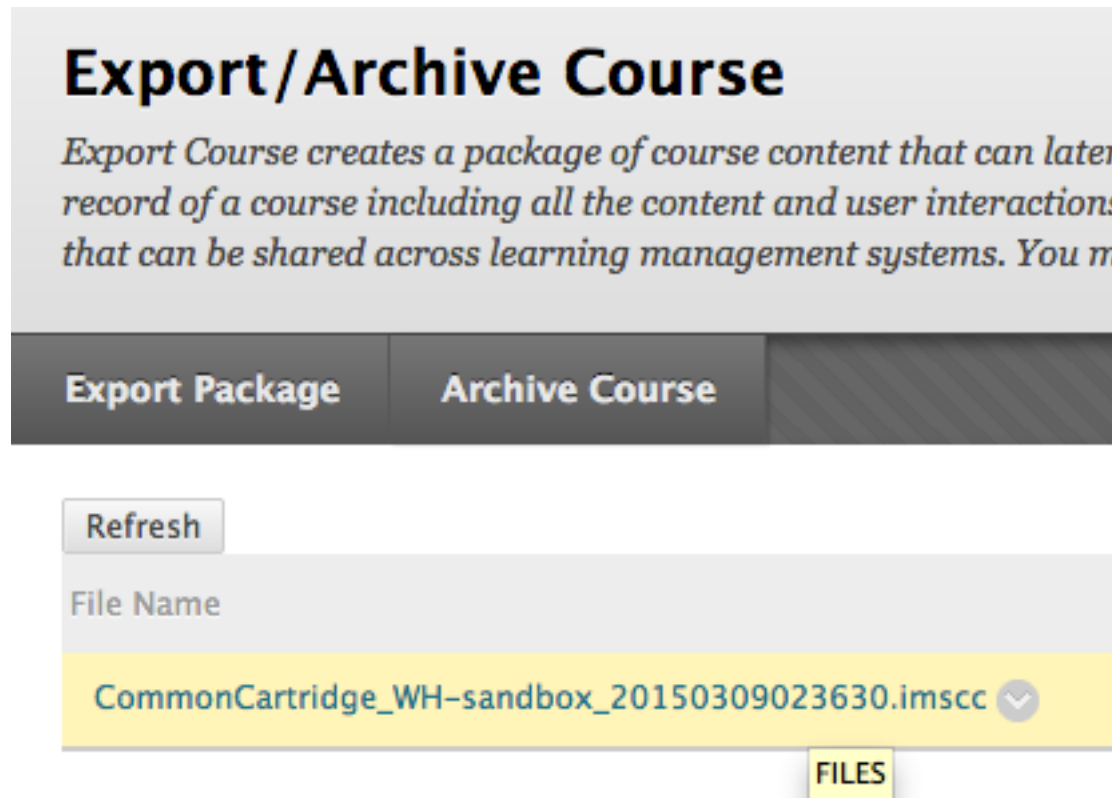
4) After you submit you will have to wait for the process to complete. This may take some time depending on the size of your export. Blackboard will email you when the project is ready.

Success: This action has been queued. An email will be sent when the process is complete.

Export/Archive Course

Export Course creates a package of course content that can later be imported into the same course record of a course including all the content and user interactions available at the time the Archive is created. The package can be shared across learning management systems. You must have the proper permissions to

5) Upon completion, when you visit your export page once more (as above, under “Packages and Utilities”) you will see the *.imsc* package available for download.



Export/Archive Course

Export Course creates a package of course content that can later record of a course including all the content and user interactions that can be shared across learning management systems. You m

Export Package Archive Course

Refresh

File Name

CommonCartridge_WH-sandbox_20150309023630.imsc

FILES

For More See:

[https://help.blackboard.com/en-us/Learn/9.1_SP_14/Administrator/160 Course Management/040 Common Cartridge Course Packages](https://help.blackboard.com/en-us/Learn/9.1_SP_14/Administrator/160_Course_Management/040_Common_Cartridge_Course_Packages)

Common Cartridge Supported

Table of Contents

Page 1 of 4 >


- Welcome to the Module
- Reflection
- Benefits and Challenges Video
- Multiple Choice Quiz

Welcome to the Module

Page 1 of 4 >

Welcome to this section of the module, where we'll go over some common benefits and challenges of online teaching and learning

In this section we'll look at the potential benefits and challenges that students and instructors might encounter with online learning environments.



As we go through the challenges students encounter, we'll present you with some strategies you can use to help students avoid some of these difficulties.

We'll also begin to consider some strategies you can use to help you overcome some common challenges associated with online teaching.

As we go through the challenges students encounter, we'll present you with some strategies you can use to help students avoid some of these difficulties.

This set of content: text items, images, attachments (i.e. Word Doc), embedded video and basic quizzes will be packaged correctly.

Common Cartridge Unsupported

Table of Contents

Page 1 of 5 >


- Welcome to the Module
- Reflection
- Benefits and Challenges Storyline File
- Multiple Choice Quiz
- Glossary

Welcome to the Module

Page 1 of 5 >

Welcome to this section of the module, where we'll go over some common benefits and challenges of online teaching and learning

In this section we'll look at the potential benefits and challenges that students and instructors might encounter with online learning environments.



As we go through the challenges students encounter, we'll present you with some strategies you can use to help students avoid some of these difficulties.

eAuthored content (SCORM objects) and Glossaries will not be packaged.